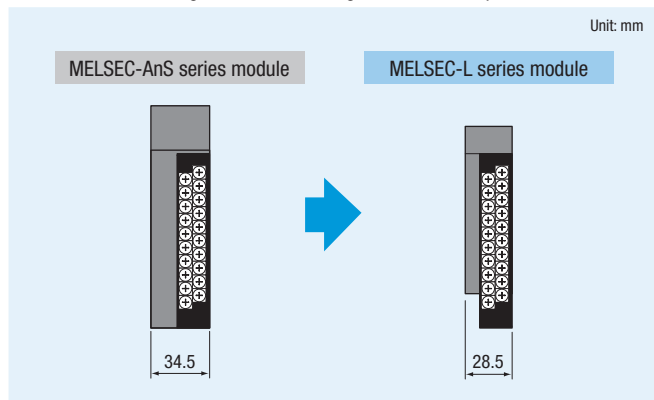


Precautions

A conversion adapter is used to compensate the difference of the pin assignment when MELSEC-AnS series modules are replaced with MELSEC-L series modules. Before using the product, please read the user's manual for the conversion adapter used. (The user's manuals can be downloaded from our website.) When replacing the MELSEC-AnS series with the MELSEC-L series, refer to the user's manuals for each MELSEC-L series module to check the differences in performance, functionality, input/output signals to/from the CPU module, and buffer memory addresses. Also, refer to the Transition from MELSEC-AnS/QnAS (Small Type) Series to L Series Handbook published by Mitsubishi Electric. (Recommended)

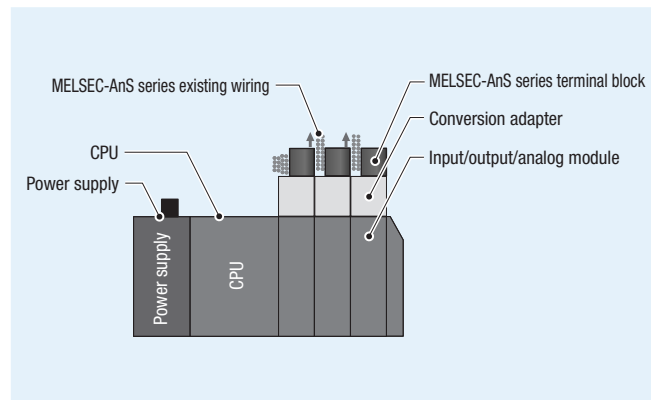
Module width

- (1) Since the width of MELSEC iQ-R series modules is smaller (MELSEC-AnS series: 34.5mm → MELSEC iQ-R series: 28.5mm), the wiring area becomes smaller as well. Check the wiring area when mounting a conversion adapter.

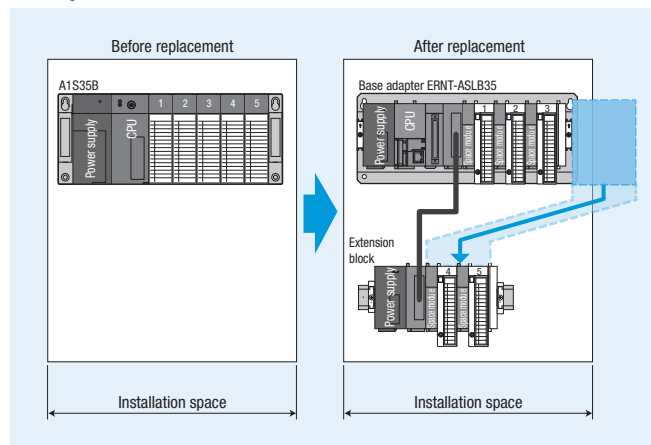


- (3) If the modules cannot be replaced in accordance with (2), consider the use of the space module (LG69) manufactured by Mitsubishi Electric. → P.17

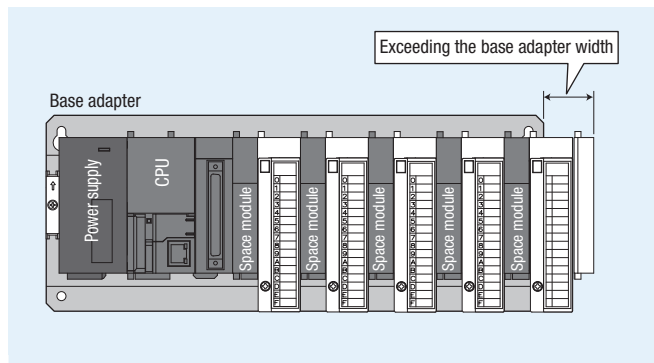
- (2) If the wiring causes interference with adjacent modules, lift the cables forward to prevent interference.



- (4) If the system after replacement does not fit in the installation space (width), consider using extension blocks for branch connection.



- (5) The MELSEC-L series modules must not be connected extending the base adapter width.



Depth / Height

When a base adapter is used

The depth increases by 50.1 to 51.3mm.

MELSEC-AnS : MELSEC-AnS series

MELSEC-L

: MELSEC-L series

Conversion adapter	ERNT-ASLTX10 ERNT-ASLTX40 ERNT-ASLTX80 ERNT-ASLTY22 ERNT-ASLTY40 ERNT-ASLTY50	ERNT-ASLTY80 ERNT-ASLT64AD ERNT-ASLT62DA ERNT-ASLTD61 ERNT-ASLTD62	ERNT-ASLCXY81
Depth	51.3mm UP		50.1mm UP
Mounting diagram	<p>MELSEC-AnS</p> <p>MELSEC-L + Upgrade tool product</p> <p>110</p> <p>161.3</p> <p>UP 51.3mm</p>		<p>MELSEC-AnS</p> <p>MELSEC-L + Upgrade tool product</p> <p>134</p> <p>184.1</p> <p>UP 50.1mm</p>

When a DIN rail is used

The depth increases by 37.3 to 38.5mm.

The height increases by 5.2mm toward the lower side.

MELSEC-AnS : MELSEC-AnS series

MELSEC-L

: MELSEC-L series

Conversion adapter	ERNT-ASLTX10 ERNT-ASLTX40 ERNT-ASLTX80 ERNT-ASLTY22 ERNT-ASLTY40 ERNT-ASLTY50	ERNT-ASLTY80 ERNT-ASLT64AD ERNT-ASLT62DA ERNT-ASLTD61 ERNT-ASLTD62	ERNT-ASLCXY81
Depth	38.5mm UP		37.3mm UP
Height	5.2mm UP		5.2mm UP
Mounting diagram	<p>MELSEC-AnS</p> <p>MELSEC-L + Upgrade tool product</p> <p>106</p> <p>144.5</p> <p>UP 5.2mm</p> <p>UP 38.5mm</p>		<p>MELSEC-AnS</p> <p>MELSEC-L + Upgrade tool product</p> <p>130</p> <p>167.3</p> <p>UP 5.2mm</p> <p>UP 37.3mm</p>

Terminal block cover

The MELSEC-AnS series terminal block cover is larger than the width of the MELSEC-L series modules. Replace it with the terminal block cover included with the conversion adapter used.

