

# Conversion adapter support flanges (required)

## Specifications

A conversion adapter support flange secures the bottom of a conversion adapter. One support flange is required per base unit when a conversion adapter is used. The same base adapters used to replace the MELSEC-A series with the MELSEC-Q series are used.

Conversion adapter support flange model	Specifications
ERNT-AQF12	12-slot conversion adapter support flange
ERNT-AQF8	8-slot conversion adapter support flange
ERNT-AQF5	5-slot conversion adapter support flange
ERNT-AQF3	3-slot conversion adapter support flange

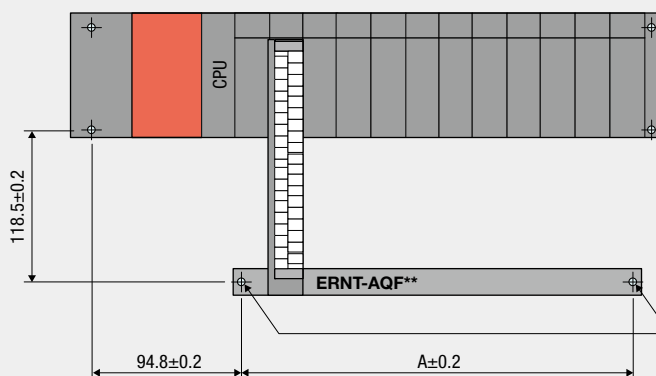
## When a base adapter is not used

When a base adapter is not used, drilling of two installation holes (M4 screw size) is required as shown below. The conversion adapter support flange must be installed.

### When a main base unit is replaced

◎ Q312B, Q38B, Q35B, Q33B

Unit: mm



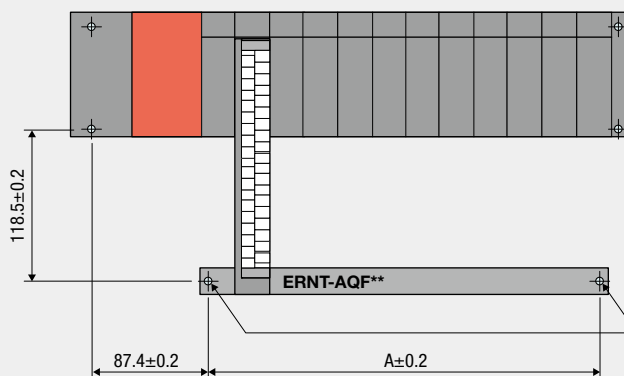
Conversion adapter support flange	A (mm)
ERNT-AQF12	321.2
ERNT-AQF8	210
ERNT-AQF5	126.6
ERNT-AQF3	71

Drill two installation holes (M4 screw size) here and install the conversion adapter support flange.

### When an extension base unit is replaced

◎ Q612B, Q68B, Q65B, Q63B

Unit: mm

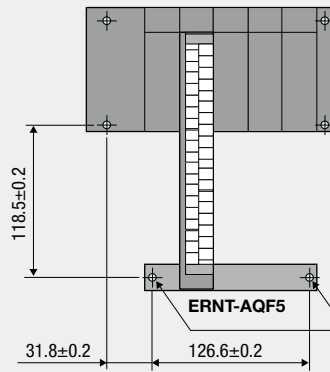


Conversion adapter support flange	A (mm)
ERNT-AQF12	321.2
ERNT-AQF8	210
ERNT-AQF5	126.6
ERNT-AQF3	71

Drill two installation holes (M4 screw size) here and install the conversion adapter support flange.

◎ Q55B

Unit: mm

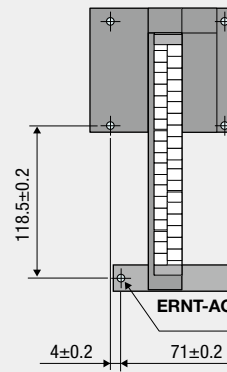


ERNT-AQF5

Drill two installation holes  
(M4 screw size) here and  
install the conversion  
adapter support flange.

◎ Q52B

Unit: mm



ERNT-AQF3

Drill two installation holes  
(M4 screw size) here and  
install the conversion  
adapter support flange.