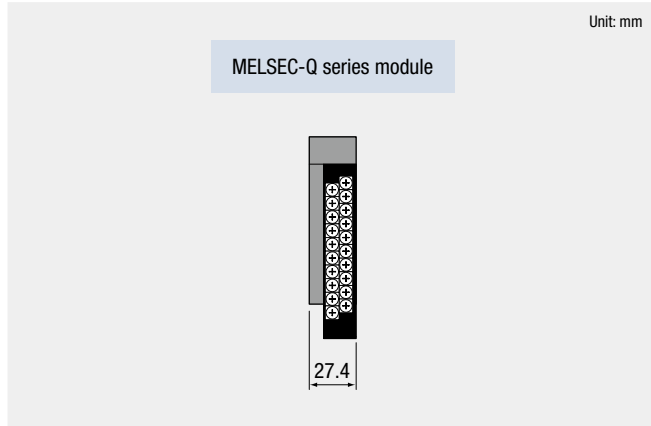


Precautions

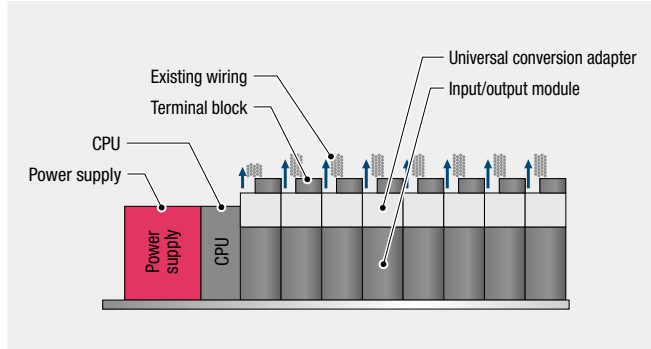
Check that the specifications of MELSEC-Q series modules satisfy the specifications of the devices currently connected.
Refer to the user's manuals for the MELSEC-Q series module used prior to use.

Module width

(1) The width of MELSEC-Q series modules is 27.4mm. The wiring area may become smaller. Check the wiring area when mounting a conversion adapter.

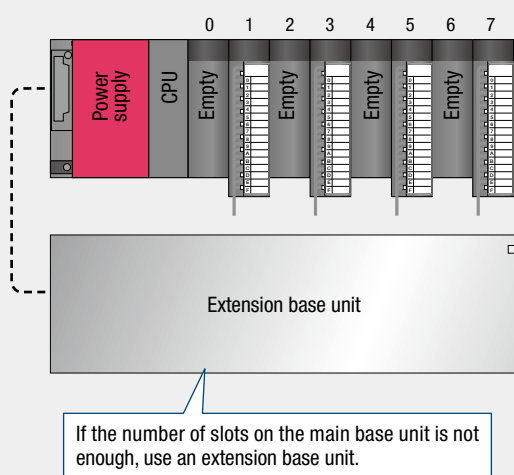


(2) If the wiring causes interference with adjacent modules, lift the cables forward to prevent interference.



(3) If interference still occurs, leave the next slot open to secure a space for wiring.

(Example) When the Q38B is used



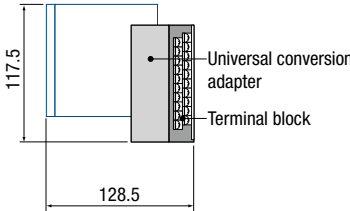
Attach a connector cover included with the base unit or a blank cover module (QG60) to prevent dust from entering connectors where no module is mounted.

(4) If modules cannot be replaced in accordance with (2) and (3), consider the use of the Q series large type base unit (MELSEC-AnS series size) manufactured by Mitsubishi Electric.
→ P.25

Depth / Height

MELSEC-Q

 : MELSEC-Q series

MELSEC-Q series module	Other than QY22	QY22
Depth	128.5mm	150.5mm
Height	117.5mm	117.5mm
Mounting diagram	<div>Unit: mm</div> <div><div>MELSEC-Q</div><div>+</div><div>Upgrade tool product</div></div> 	<div>Unit: mm</div> <div><div>MELSEC-Q</div><div>+</div><div>Upgrade tool product</div></div> 